


Banyan Tree (Red headbands)





Environment Banyan tree created with carpet tubes and long ropes. Camo nets as forest. Sticks and wood sound instruments, gongs and xylophones. Variety of large and small rubbery insects and amphibians. Globes and jars (plastic), nets, hexbugs, tambours. Butterfly projection, dancing butterflies on sticks, pink butterfly wing fans. jelly snake treats.




Banyan tree Explore in and out of trunks, under and over ropes. Tap the tree with sticks to waken the insects inside. Play the wood sounds, trying out different instruments and building rhythms and singing songs.



Insects start crawling out of the tree, feel the textures, see them wriggle, hop and jump, make insect sounds, catch them in nets and jars, help each other. Add hexbugs and watch and hear them scurry round tambours, inside jars and down tubes. Feel the vibrations on hands, legs and feet, catch them if you can!



Butterflies flutter around the walls (projection). Hold butterflies on sticks, watching your silhouettes in the projection as they dance up and down with their friends. Use fans like butterfly wings, dance and swirl through the blue sky to the treetops, feel them flutter against your arms, moving the air around you. Play together then gently land and rest.



Observations Playing wood sounds together encouraged good listening and rhythm work. Clients enjoyed a variety of sounds and instruments, swapping and changing their instruments several times. Catching the creepy crawlies was enjoyed on a variety of levels and the hexbugs added sounds and vibrations to the mix. Butterflies and projection encouragement movement. Many participants focused on the colours and patterns really well. The fans added splashes of colour and different movement qualities, as well as dancing together in the space. Jelly snakes very popular.

