

# Fauna


Spring Term 2018

(Each workshop inspired by a creature)

1. Polar Bear
2. Wolf (+ Firefly)
3. Salmon
4. The Kraken
5. Egyptian Cat
6. Laika
7. Siamese Fighting Fish
8. Poodle Parlour

## **Polar Bear** (hats and scarves)

**Environment** The Arctic - ice area; floor covered with silver space blankets, large mirror in the middle. Space blankets all around, sheets of foil for making ice objects, silver rah-rahs, blue/white plastic ice-cubes. Silver vibratones. Snow area: white parachute covering floor, ice pool in middle full of (hidden) silver fish (cut-out space blanket) Kapok, 'snowballs', fishing lines/nets. White box ice blocks, electric fans, snowing (mirror ball).



Polar bear - white onesie and mask. Marshmallow treats.

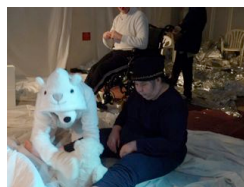
**Ice** Step on ice 'sheets', skate and slide, wheel over and hear the crunching, cracking sounds. Play with shimmering space blankets, hear the sounds, make rhythms with hands and feet, hide underneath, crumple, twist and ripple them. Use sheets of baking foil to make icicles, ice balls, bracelets and crowns. See the rah-rahs dance and shimmer in the light. Play cool sounds with haunting vibratones



**Snow** Find piles of kapok snow, feel its soft, fluffy texture, roll in it, make piles here and there, build a snowman. Have a snowball fight, catching in baskets, in the pool. The ice cracks and silver fish are revealed. Grab your nets and lines and start fishing. See the silver fish jump and dance in the air - catch them if you can



**Polar Bear** An icy breeze stirs the air (fans) and snow is falling all around. Repair the hole in the igloo, helping each other carry blocks, building them up, knocking them down. You hear a roar and there appears a giant polar bear, looking for her cubs. Make friends, feed her fish, feel her soft white fur before waving goodbye. Settle down with soft white marshmallows, watching the snowflakes twirl and spin around you.



**Observations** A lot of options in this workshop! You don't need to use them all with all groups, select the most suitable activities for the clients. Space blankets stuck to the floor with tape surprisingly lasted the whole week. Good to have spares around space to use in different ways. Vibratones encouraged a good listening section. Snow play was fun and easily engaged all clients. Lighting difficult for blizzard. Polar bear was great - even



## Wolf Moon (Firefly)



**Environment** Forest -trees on wheels around space, making shadows, with 'moon' light on wall. LED lights (fireflies) on sticks and hanging in trees. Globes and jars for catching, fire basket. Fire projection, congas, drums, tambourines, red/yellow/orange streamers. Moonhoops. Rainsticks and wolf. Choc button moon treats



**Forest** Explore, moving trees around, creating mobile shadows, peep through, play hide and seek. Darkness falls and fireflies appear, in trees and darting and dancing around the space. Hold them in your hands and see them glow, catch them in jars and enjoy their beautiful colours as they buzz around. Gather together, creating a basket of firelight.



**Fire** Projection covers the whole space with flickering coloured flames. Play dynamic rhythms on drums and tambourines and dance with streamers, twirling flashes of colour all around, as flames cover the trees and floor. Catch flames on moonhoops, play together, holding them above and below you, turning and tipping them in the light and see them spin and roll as the fire gradually dies down.



**Wolf** Rain falls with rainstick sounds, covering the ground with water and putting out the fire. In the distance the wolves can be heard howling. A lone wolf comes to say hello. Stroke him, feel his fur, howl like wolves in greeting....then enjoy white choc moon treats before leaving the forest



**Observations** Some sections of this workshop are quite dark, but lowering the lights slow as 'fireflies' are lit, everyone became accustomed quite happily. New LED lights (pet collar lights) worked really well, easy to turn on and off, quite robust, bright and colourful. Putting in jars made them glow even brighter as light reflected. Fire section encouraged movement and dance, with its rhythms and streamers. Congas greatly enjoyed. Catching fire projection on moonhoops was magical and fun. Non-threatening wolf became everyone's friend. Difficult to photograph as quite dark.





## Salmon (Fishing hats)




**Environment** Silk sea river with blue voiles leading to salmon jump (bean bag) and waterfall + sfx. Silver salmon hung over salmon run, others loose and on fishing rods. Loose silver fish cut-outs for catching in nets. Silver sleigh bells. Fish puppet. Baskets for collecting fish. Bear character. Smokehouse for hanging fish. Logs and wood sounds - for chopping rhythms. Cedar incense - smoke from the fire, Fish shaped treats.




**Salmon** Hear the sound of a river and waterfall, see the rippling water, play with the fish as they leap up the salmon run, feel the different textures, catch them in nets, see and feel them wriggle and flipflop on fishing lines. Greet the fish puppet and see him swim. Gather the fish in baskets.



**Bear** Hear the bear roaring in the distance, he appears at the river and tries to catch the fish. He is hungry but they are too slippery and quick and escape his grasp. Make friends and share your catch with him. Feel his soft fur, stroke his nose. When he is full up and happy, he lumbers away.



**Smoke House** Carry your baskets to the smoke house and hang up your fish. More wood for the fire is required so chop wood, playing rhythms with the wooden instruments until you have enough. The fire is lit and the smell of burning cedar wood drifts around the space (incense sticks) as you relax and enjoy fishy treats.



**Observations** Catching the salmon is great fun. Nets made from hoops with net across enable participants to work in pairs and see their fish jump and wriggle. Fish pencil cases could be filled with different textures for people to explore. The bear character with its 'comedy, cartoon' type mask was greatly enjoyed and 'loved' by many. Wood chopping section engaged all participants in group activity. Cedar incense sticks were very calming and many were fascinated by the spirals of smoke.



## The Kraken (Pirate costumes)

**Environment** Ship's mast, steering wheel and sails, hardboard deck, fish, buckets, crates and ropes. Washboard and dusters. Electric fans, wind machine, ocean drums, timpani, storm at sea sfx. The Kraken made from giant balloon with googly eyes and ventilator tubing tentacles. Cloud projection and seagull puppet. Golden nuggets.




**All aboard** The crew board the ship and are set to clearing the decks; sweeping and dusting, coiling/pulling ropes and buckets, throwing fish in crates, scrubbing the washboards, singing sea shanties as they cheerfully go about their duties, enjoying activities that build trust and cooperation, as well as being fun.



**Sail Away** Weigh anchor and hoist the sails, feel the wind from the fans, see the sails billowing in the wind, hear the sounds of the sea, gently swaying with ocean drums, as the captain steers the ship and you rock from side to side. Storm-a-coming! the wind sounds increase and the sails get wilder. Lightning flashes and playing the timpani creates thunder, rising and falling in the distance. Hold her steady as she goes!



**The Kraken** The storm abates and calm returns, but climbing over the side of the ship is the Kraken! See his wobbly eyes and feel his long tentacles as they wriggle and flop around you. He is too friendly and wraps his arms around your friends, save them, feed him fish to keep him busy, hear the sound as you run fingers up and down the ridges of his arms. Time to go home - follow the seagull as she leads you through the clouds on your journey home.



**Observations** At times during this workshop we really felt like we were on board a pirate ship, sailing across the ocean. The sound effects, lighting, shanties, sails billowing all worked together to create an amazing sensory environment for all to enjoy. Task based, repetitive 'cleaning' activities could be accessed by all, even if just enjoying the feel of a broom's bristles! Ocean drums are a favourite with many clients - both aurally and visually engaging, as well as tactile. As always the timp brought its surprises, with more nervous participants eagerly crossing the space to 'have a go'. Kraken very stimulating. Chilling with cloud projection and





**Bastet (Egyptian Cat Goddess)** Belly dancing scarves and collar necklaces

**Environment** Egyptian temple made with carpet tubes and plinths. Bastet - manikin dressed in Egyptian robe, mask and headdress. Cat ear headbands and masks. Small mirrors, pink face-paint and black eye liner pencils. Large and small blackboards and chalks. Toy mice, lots of cats, both furry and statues. Ankle bells, handbells, tambourines, drum, chiffon cloths. Furry rugs, magic clay.




**Cat Goddess** Enter the temple and greet Bastet who gives each person cat ear headbands to wear. Make cat sounds, meowing and purring. Retire to annexe and enjoy looking in mirrors as you facepaint pink noses and whiskers. Play with chalks on blackboards, making marks, sounds and/or draw cats. See the mice as they scurry across soundboards, catch them if you can!




**Egyptian dancing** Process and dance through the temple to an upbeat rhythm, shaking hips and bums to jingle scarves, playing bells and tambourines as you swirl and twirl across the floor. Add chiffon cloths to enhance the feel of movement around the space, over wheelchair users, through columns etc.



**Cat sculptures** Settle on furry rugs and stroke the many cats in the temple, feeling their soft fur, vocalising, making friends. Use Magic Clay to create you own cats or simple feel the texture, rolling into balls and long tails. Explore patting, tapping and poking fingers in, squashing, stretching and twisting. Add googly eyes if appropriate, then enjoy cat treats curled up on soft furs before bidding farewell to Bastet.




**Observations** Cats are familiar to all clients, so provided good opportunities for vocalisation and a variety of visual art activities - face painting, drawing and clay, accessible to all abilities. The ritual temple scenes and dancing created contrasting dynamics within the workshop coming between the other visual art activities. A solid rhythm behind the bell-dancing section held it together and encouraged lots of movement and playing of tambourines and bells. Belly dancing scarves, with their rows of jangly coins added another aural element, both visually and sonically pleasing. Magic Clay, while quite expensive is worth the money for its textural quality and ease of access without being too messy.



**Laika** (High vis jackets and hard hats)


**Environment** Simple framework of a rocket shape with various accessories attached - metallic instruments, pipes, horizontal braziers (with flashing lights and bubble wrap inside). Metal bowls colanders, chains (silver necklaces) Variety of tubing, large blue water bottles, cup n strings. Countdown and lift off sfx. Space journey projection, globe helmets, coloured lantern spinning planets with lights inside. Chocolate 'moons/stars'



**Technicians to the launchpad.** Meet Laika and son and take them to the rocket. Repairs and fine tuning required - play instruments and rocket frame, building rhythms and exploring different sounds as you work together to prepare for take-off. Encourage moving round to different parts of the machine, trying different sounds. Accessible to wheelchair users too.



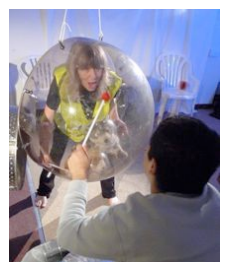
**Refuelling and Countdown** Have fun with all the different varieties of tubing - calling through, looking down, wiggling, dancing with, playing sounds. Then attach tubing all over rocket frame, to pipes and poking through framework, filling up with water bottles, rolling, tipping over and back, watching balls roll around inside. When fuelling complete, hold on tight - countdown begins and we have lift-off!



**Earth to Laika** Using tubes and/or cup n strings, call each other and hear the sound of voices and off world transmissions travelling from one end to the other. Space projection draws you out on a space walk - put on globe helmets and float amongst the stars. Hear the sound of your own voice, feel the smooth roundness of the helmet, help each other make repairs to the ship, then watch as coloured planets spin around you, before drifting off into another galaxy.



**Observations** Rhythmic rocket repairs greatly enjoyed by whole groups. Variety of instruments and beaters made this accessible to all levels of ability. Peripheral activities - bowls and 'necklaces'/chains, blackboard, space blankets were available for those who prefer quieter tasks. White ventilator tubing proves to be an invaluable multisensory prop, offering all kinds of engagement. Space projection made a brilliant visual backdrop for space walks, rocket repairs etc. Spinning planets engaged most people, but





## Siamese Fighting Fish (Coolie hats)

**Environment** Stretchwrap sheets cover floor, acrylic mirrors like pools of water, brightly coloured fish (lures), bags/bowls of fish eggs (water gels). Coloured facepaints and brushes. Tubophones, glocks and bells. Underwater ripple light. Chinese wind fans (like fish tails). Dragonfly wings (as fins) Projection of coloured fish, white silks /moonhoops. Choc fish egg treats.




**Finding fish** Walk through the paddy fields, feel 'water' underfoot, find fish in mirror pools, see their bright colours, feel their rubbery texture, feel them tickle hands feet, faces. Watch reflections as they swim across pools, catch them and play. Find the fish eggs, feel them, roll them across pools, see them shimmer. Using brightly coloured facepaint with brushes or fingers, draw rippling water and beautiful fish over mirrors, hands, legs, faces. Enjoy the feeling of touching each other, seeing the patterns emerge and flow.




**Swimming with fish** Play rippling water music with tubophones and bells as lighting changes. Dance and swim through blue water using chinese windfans and dragonfly wings. Enjoy the feel of movement as you dance together and see flashes of colour as tails and fins swish and swirl around the space.



**Deeper down** Beautiful Siamese fighting fish are projected across a wall - use long white silks to bring their rippling colours across the space towards participants, flowing over heads, under feet, in and out as people swim around the space. Catch fish on moonhoops, watch the colours dance and change as they come close, then swim away. Taste chocolate fish eggs, before swimming away.



**Observations** Strips of stretchwrap used as flooring completely changed the space, giving a new texture to feel underfoot and visually creating a 'watery' environment. Mirrors as pools are an effective tool which can be used in a variety of ways, as reflections, sound-makers, and as brilliant surfaces for face-painting. Face paints allow focused 1-1 engagement, many people allowing touch through the use of this medium. Always have brushes available for those who don't like getting 'messed'. Wind fans create movement and colour throughout the space - some people just like to watch or touch the material as it flows around them. Dragonfly wings great for those who like role-play. White silks allowed projections to be brought





## **Poodle Parlour** (Aprons + shower caps)



**Environment** Set up like dog-grooming salon - reception with poodle character receptionist, variety of soft toy dogs of varying sizes all round the room (some in greetings room to bring with). Shelving with shampoo/shower wash etc bottles, some with lentils/rice/pasta inside. Shower hose and 'baths' on table/floor, filled with silver and stripped plastic. Sponges, soaps, scrubs and bubble machines. Grooming brushes and accessories - clip-on bows and flowers. Park - grass and trees, collars on sticks, dog toys, hoops, balls. Picnic options.




**Shampoo and Set** Sign in with the receptionist and settle your dogs. Smell the different lotions and potions, shake the bottles and start to scrub-a-dub your dogs using fingers, brushes, sponges - don't get soap in their eyes! Feel all the different textures, enjoy the scents and sounds, catch the bubbles as they float around, then towel dry.



**Accessorise** Take mirror brushes and see your reflections, then groom the dog's fur; on his tummy, tail and back, don't forget his ears. Help each other. Choose from bowls of brightly coloured clip-on flowers and bows and fancy 'hairband' collars. You can 'groom' each other and choose matching accessories too.



**At the Park** Little dogs can have collars on sticks - for taking a walk, others can bound and jump with joy - freedom and play on the grass. Explore the different dog toys, feel the textures/shapes, play with each other's dogs. Throw brightly coloured balls through hoops, dogs can jump through hoops too! Have fun then settle on the grass for a picnic.



**Observations** While being aware that some participants may be nervous of our canine friends, this setting provides a safe multisensory environment where people can engage as much or as little as they wish. Apart from one client, all participants overcame their fears and enjoyed the scents, sounds and textures of bathing and grooming as well as having fun at the park. The bubble machines as always proved to be a favourite activity, but there was plenty of humour throughout each session, especially when grooming transferred to dog-owners as well. Playing with dog toys was difficult until balls and hoops were introduced. Picnic settled everyone at the end.

